



## Standard

Comply with ANSI/EIA RS-310-D, DIN41497 part 1, IEC297-2, DIN41494 part 7, GBIT3047.2-92 standard.

## Feature

19 inch width standard;

Removable Side Panels, side locks optional;

Knock off hole for entering cable on both top cover, bottom panel,real panel

Turning angle of front door is over 180 degrees

Easy mounting installation

Unassembled package saving shipping space

fan,shelf,PDU are optional

## Loading Capacity

60KG

## Degree of Protection

IP20

## Material

SPCC Cold Rolled Steel

Thickness:2.0mm-1.2mm-0.7mm

## Surface Finish:

Powder coating

## Cabinet details



Fan exhaust hole



Fan unit optional



Removable side panels  
(Side lock optional)



Cable entrance on rear panel



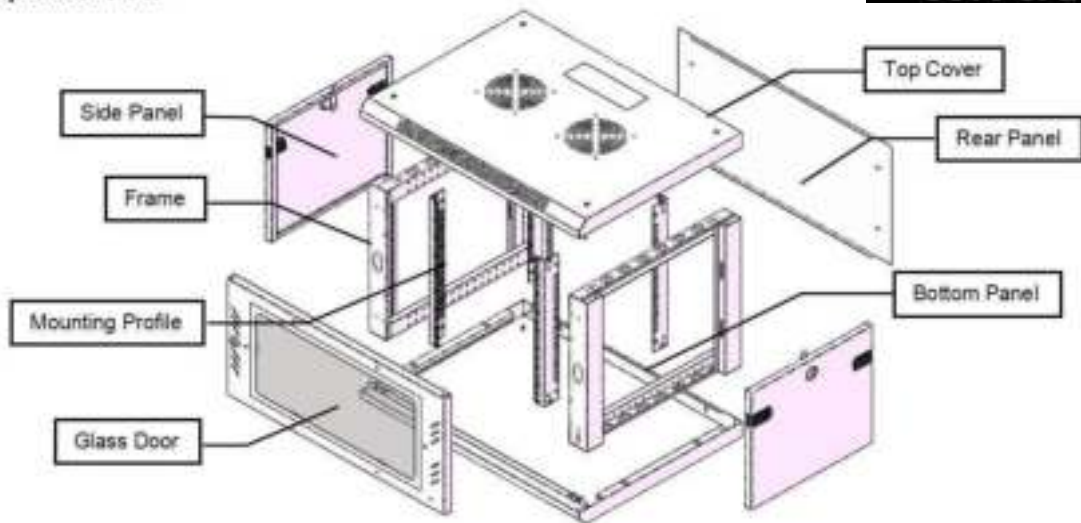
Front tempered glass door  
with metal perforated border



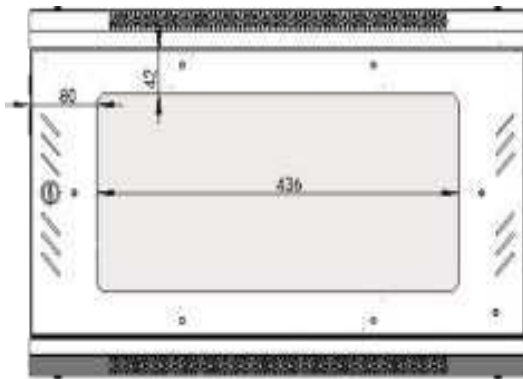
Zinc plated mounting profile  
(Ground wire optional)

# WM Single Section Wall Mounted Cabinets


## Exploded-View



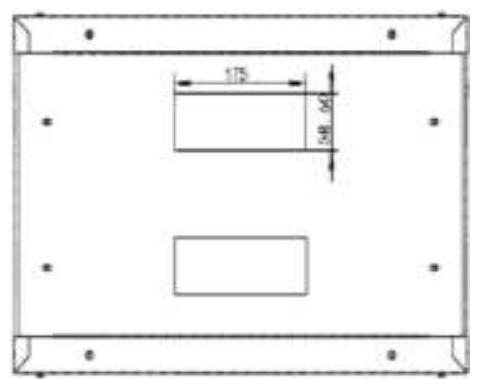
## Main dimension



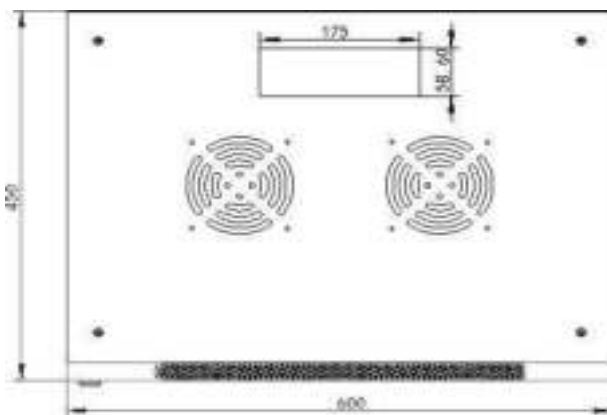
Front(Toughened glass)



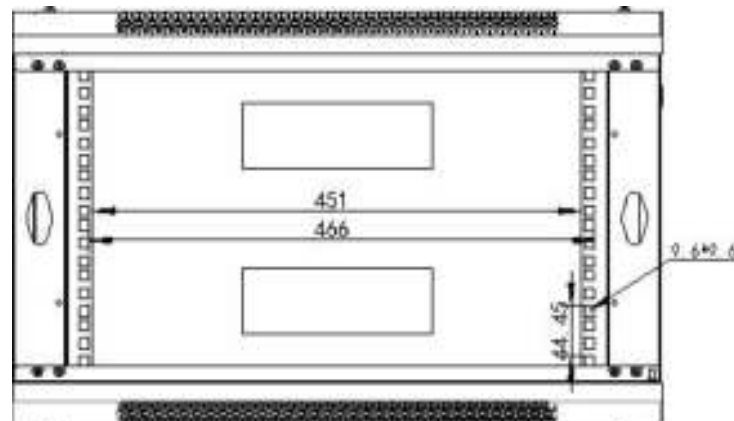
Side



Back



Top View



Front View

# WM Single Section Wall Mounted Cabinets



## Main Parts

S/N		Quantity		Material	Surface Finish	Remark
1	Mounting profile	4	Piece	Coated Zinc plate t2.0	Coated zinc	with U mark
1	Frame	2	Piece	SPCC cold rolled steel t1.2	Powder coated	
2	Side panel	2	Piece	SPCC cold rolled steel t1.0	Powder coated	
3	Top cover	1	Piece	SPCC cold rolled steel t1.0	Powder coated	
4	Bottom panel	1	Piece	SPCC cold rolled steel t1.0	Powder coated	
5	Rear panel	1	Piece	SPCC cold rolled steel t1.0	Powder coated	
6	Front door	1	Piece	5MM toughened glass door/SPCC t1.0	Powder coated	
7	Lock	1	Piece	Steel	Color Zinc	with 2 keys
8	M6 Square nut	12	Piece	Steel	Color Zinc	
9	M6 B-head screw	12	Piece	Steel	Color Zinc	
10	Allen wrench	1	Piece	Steel	Color Zinc	

Model No.	Capacity	Width	Depth	Height	Volume	Standard Accessories
	(U)	(mm)	(mm)	(mm)	(CBM)	
WM6612	12	600	600	635	0.098	2 Fixed Shelf